

# SAMSUNG



## WindFree™ Comfort S2

Intelligent cooling. No cold drafts.



Scan to visit the website



# Everyday comfort

A perfect balance of advanced performance and everyday convenience, with all the benefits of WindFree™ technology - no cold drafts and low noise operation. Positioned just below the Elite S2 and Avant S2 models, the Comfort S2 offers essential smart features and reliable cooling at an accessible level, without compromising on quality.

## WindFree™ Comfort S2



WindFree™ Cooling



Wi-Fi Control



AI Auto Comfort



R32 Refrigerant



Freeze Wash

The new white display design is maximized for easy readability of the dashboard and blends seamlessly into any space. The design also ensures easy maintenance, as the front panel can be easily removed for cleaning.



### WindFree™ Cooling mode

WindFree™ Cooling mode keeps the room comfortably cool. It cools gently and quietly, dispersing air through 23,000 micro-holes so that people never have to deal with the unpleasant feeling of a cold draft on their skin. This results in a "Still Air" environment<sup>1</sup> with a very low air speed and limited noise<sup>2</sup>. The advanced airflow structure of this mode also means that it cools a wider and larger area more evenly.


<sup>1</sup> ASHRAE (the American Society of Heating, Refrigerating, and Air-Conditioning Engineers) defines "Still Air" as air currents moving at speeds below 0.15 m/s, with no cold drafts.

<sup>2</sup> Tested on the AR12TXCAAWKNEU model in an anechoic environment. WindFree™ mode generates 23 dB(A) of noise, compared to 26 dB(A) produced by the conventional Samsung model. Sound pressure level is a relative value, depending on the distance and acoustic environment. Sound pressure level may differ according to operating conditions.

### Comparison of discharge areas




Conventional



WindFree™



## AI Auto Comfort



### Fast Cooling

### WindFree™ Cooling

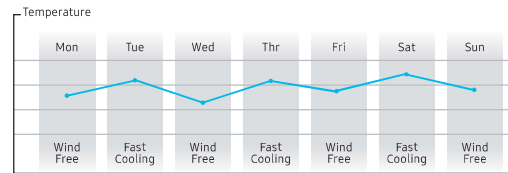
#### AI Auto Comfort

AI Auto Comfort introduces residents to the experience of intelligent climate control<sup>1</sup>. To make life simpler and more efficient it automatically optimises the various modes by analysing room conditions and usage patterns<sup>2</sup>.

Based on the users' preferred indoor temperature and the actual outside temperature, the unit automatically switches to the most appropriate cooling and heating mode to maintain optimal and comfortable room conditions. This includes WindFree™, Fast and Normal Cooling and heating.

The product is compatible with Bixby 2.0<sup>3</sup>, allowing users to give voice commands, and it will adjust accordingly. The AI option is able to analyse the area, the preferred mode, and temperature then suggests the optimal settings for maximum comfort inside the home.

- ✓ Indoor Temperature
- ✓ Setting Temperature
- ✓ Outdoor Temperature
- ✓ Operating Time
- ✓ Usage Pattern



- Learning Factors**
- Indoor temperature
  - Outdoor temperature
  - Setting temperature
  - Operating time



Determine cooling mode to reach the preferred temperature



Send usage pattern data



SmartThings Cloud

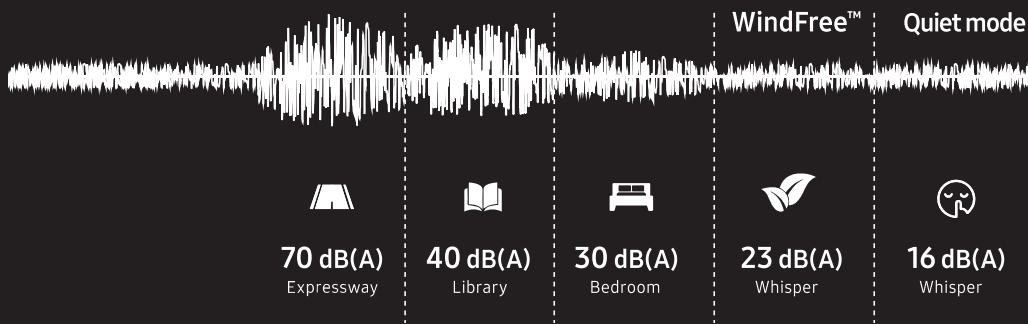


Send usage pattern data

<sup>1</sup> AI = Artificial Intelligence. A Wi-Fi connection and Samsung SmartThings application account are required.

<sup>2</sup> Stores user data, preferences and usage patterns, enabling it to suggest the most comfortable room temperature set point within a range of 22 °C to 26 °C.

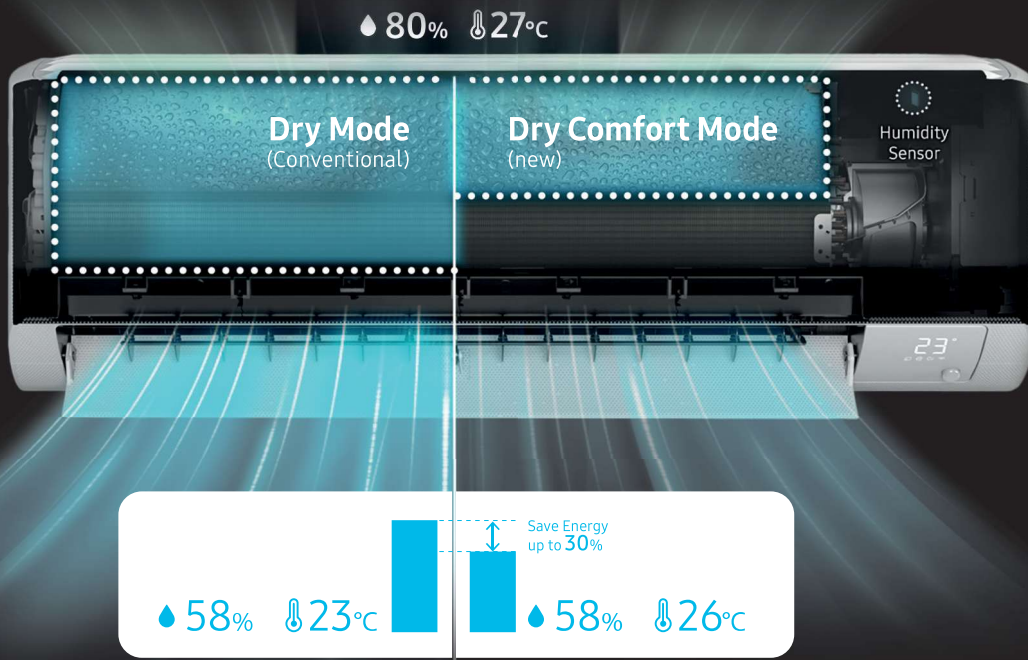
<sup>3</sup> Bixby is Samsung's voice interface assistant. A Wi-Fi connection and a Samsung account is required. Currently Voice control is supported in English (US, UK, Indian), Chinese, Korean, French, German, Italian, Spanish and Portuguese. Voice control is supported Samsung Bixby 2.0 and Google Assistant (Google Home). Google Assistant is not available in certain languages and countries. Google is a trademark of Google LLC.



### WindFree™ Low Noise

The WindFree™ Comfort S2 operates at an ultra-low noise<sup>1</sup> level of just 16 dB(A)<sup>2,3</sup> in their lowest setting, while WindFree™ mode runs at only 23 dB(A)<sup>2,3</sup> – still quieter than a typical library of 40 dB(A). This ensures a calm and undisturbed environment, making the WindFree™ range perfect for bedrooms and quiet places.

<sup>1</sup> Compared to decibel levels of equivalent products within the market.  
<sup>2</sup> Tested in an acoustic space, measured at a 1-meter distance.  
<sup>3</sup> Only applicable to WindFree™ indoor units 2/2.5/3.5 kW.




### Dry Comfort<sup>1</sup>


This feature helps to reduce the humidity indoors without creating very cold air that causes discomfort. It can finely adjust the compressor frequency and refrigerant amount, saving energy and achieving

comfort<sup>2</sup>. Mainly effective when there is high indoor humidity and you want to avoid the cold draft but still dehumidify the indoor air, often found in Southern Europe close to the ocean.

<sup>1</sup> Dry comfort is available in all countries where the WindFree™ units are installed. However, the benefit of this feature adds more value in humid and tropical climates.  
<sup>2</sup> Based on Samsung's internal test, a saving of 30% at 25°C with 60% humidity is achieved. Dehumidification time may increase. Results may vary depending on the actual usage conditions.



Frozen Heat Exchanger (-15°C)



Defrost Mode, melts ice.

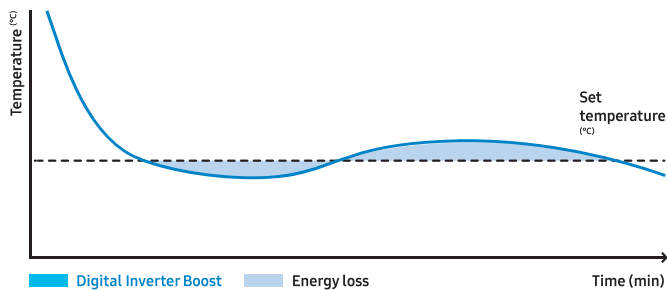
## Freeze Wash

The Fresh Wash functionality freezes the heat exchanger of the indoor unit to -15°C to cover it into frost. After the indoor unit goes into defrost mode the ice will melt and this will remove certain pollutants within the heat-exchanger<sup>1</sup>. It's easy to maintain without the need for any professional service engineer.

**intertek**  
Total Quality. Assured.

<sup>1</sup> Intertek Report No.: RT20E-S0047 Date: DEC 02, 2020 Based on the data collected the Hypothesis is accepted: The "Wash Clean (Domestic)/Freeze Wash (Overseas)" course of Samsung Air conditioner can remove more than 90% of the bacteria (Escherichia coli ATCC 8739, Staphylococcus aureus ATCC 6538) on the surface of heat exchanger.

## AI Energy Mode of High-Efficiency Twin Rotary Compressor



The compressor uses AI<sup>1</sup> to analyse consumer usage patterns along with the indoor/outdoor temperature and humidity to operate in a more precise manner. AI Energy mode will endeavor to reduce energy usage by sacrificing indoor comfort with a maximum temperature difference of 2°C from set point. AI energy mode<sup>1</sup> learns patterns and adjusts temperatures in advance to reduce unnecessary usage.

<sup>1</sup> AI Energy mode can only operate if AI comfort is on. A Wi-Fi connection and Samsung SmartThings application account are required. Requires iOS 10.0 or later & Android 5.0 or later.

## SolarCell Remote Controller

The new SolarCell remote controller<sup>1</sup> focuses on innovative charging, slim design and easy usability features. The SolarCell remote controller does not need batteries; instead a solar panel is integrated on the back of the remote controller that allows charging by exposing it under direct light. A single, fully charged battery can last up to two years, making it an economical alternative to disposable batteries. In addition, there is also a USB-C port on the bottom of the remote control for fast charging. It has better grip, easier button controls, large OLED display and it is lightweight<sup>2</sup>.

<sup>1</sup> The SolarCell Remote Controller is included with the WindFree™ Elite and WindFree™ S2 models and Cebu S2.  
<sup>2</sup> Compared to the conventional infrared remote controller for example, the AR-EH03.

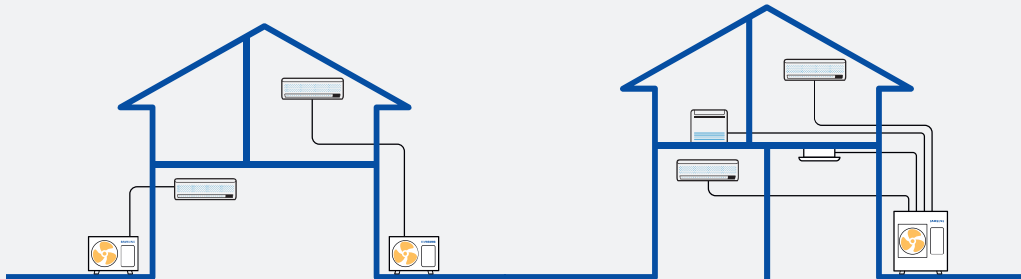




WindFree™ Comfort AR60F**C1AWN/EU					
Capacity (kW)	2	2.5	3.5	5	6.5
<b>Single Split (RAC)</b>					
AR60F**C1AWXEU	-	•	•	•	•
<b>Multi Split (FJM)</b>					
AJ040TXJ2KGEU	•	•	•	-	-
AJ050TXJ2KGEU	•	•	•	•	-
AJ052TXJ3KGEU	•	•	•	•	-
AJ068TXJ3KGEU	•	•	•	•	-
AJ080TXJ4KGEU	•	•	•	•	•
AJ100TXJ5KGEU	•	•	•	•	•

## Schematic of Single Split + Multi Split

Any air conditioning system needs both an indoor and an outdoor unit. Depending on the system you choose, multiple indoor units can be connected to the same outdoor unit. The system which is right for you depends on your needs, your home and the way your home is built.



## Controls and Accessories



Wireless Remote Controller  
SolarCell (Included)



Advanced Wired Controller<sup>3</sup>  
MWR-WG01JN  
MWR-WG01KN



Simple Type Controller<sup>3</sup>  
MWR-SH00N



Touch Controller<sup>3</sup>  
MWR-SH11N

<sup>3</sup> MIM-A00N Interface is required for the connection to wired remote controllers.



			Indoor Unit	AR60F09C1AWNEU	AR60F12C1AWNEU	AR60F18C1AWNEU	AR60F24C1AWNEU
			Outdoor Unit	AR60F09C1AWXEU	AR60F12C1AWXEU	AR60F18C1AWXEU	AR60F24C1AWXEU
<b>Capacity</b>							
	Cooling (Min–Max)	kW		1–3.5	0.9–4.2	1.6–6.7	1.4–7.6
	Heating @ +7 °C	kW		3.2	4.0	6	7.4
<b>Performance</b>							
Energy Efficiency Cooling	SEER <sup>1</sup>	W/W		7.9/ <b>A++</b>	7.6/ <b>A++</b>	7.2/ <b>A++</b>	7/ <b>A++</b>
	Pdesignc	kW		2.5	3.5	5	6.5
	EER	W/W		4	3.54	3.6	3.33
Energy Efficiency Heating	SCOP <sup>1</sup>	W/W		4.6/ <b>A++</b>	4.6/ <b>A++</b>	4.1/ <b>A+</b>	4.3/ <b>A+</b>
	Pdesignh (average)	kW		2.2	2.3	3.8	4.1
	COP <sup>1</sup>	W/W		4.16	3.92	3.73	3.36
Moisture Removal		l/h		1.0	1.5	2	2.5
Maximum Airflow (Cooling)	Indoor Unit	m <sup>3</sup> /min		12.1	13.1	15.7	17.6
Sound Power	Indoor Unit (Cooling)	dB(A)		56	58	58	62
	Outdoor Unit (Cooling)	dB(A)		63	63	65	68
Sound Pressure	Indoor Unit High/Silent Mode	dB(A)		38 / 16	40 / 16	41 / 25	45 / 27
	Outdoor Unit High	dB(A)		45	46	51	54
Operating Temperature Range	Cooling	°C		-10–46	-10–46	-10–46	-10–46
	Heating	°C		-15–24	-15–24	-15–24	-15–24
<b>Electrical Data</b>							
Power Source		Ø, V, Hz		1Ø, 220–240 V, 50 Hz	1Ø, 220–240 V, 50 Hz	1Ø, 220–240 V, 50 Hz	1Ø, 220–240 V, 50 Hz
Power Consumption	Cooling	W		625	990	1390	1950
	Heating	W		770	1020	1610	2200
<b>Dimensions</b>							
Net Dimensions (W x H x D)	Indoor Unit	mm		889 x 299 x 215	889 x 299 x 215	1,055 x 299 x 215	1,055 x 299 x 215
	Outdoor Unit	mm		710 x 540 x 220	710 x 540 x 220	880 x 638 x 310	880 x 638 x 310
Net Weight	Indoor Unit	kg		9.9	9.9	12.3	12.3
	Outdoor Unit	kg		24	24	36.8	38.6
<b>Refrigerant</b>							
Refrigerant	Type			R32 (contains fluorinated greenhouse gases. GWP = 675)			
	Charging (for 7.5 m)	kg		0.7	0.7	1.3	1.3
	Charging Ton Equivalent CO <sub>2</sub>	tCO <sub>2</sub> e		0.47	0.47	0.88	0.88
Piping Connections	Liquid Pipe	ø, mm (inch)		6.35 (1/4)	6.35 (1/4)	6.35 (1/4)	6.35 (1/4)
	Gas Pipe	ø, mm (inch)		9.52 (3/8)	9.52 (3/8)	12.7 (1/2)	15.88 (5/8)
Piping Length	Min/Max (ODU to IDU)	m		3/15	3/15	3/30	3/30
Piping Height	Max	m		8	8	15	15

<sup>1</sup> Energy labels as shown are according to EU No 626/2011 (LOT 10) label classification 2019, on a scale from D to A+++.

<sup>2</sup> The centralized controller is only compatible with specific bigger capacity ODU i.e. AR18TXFCAWKXEU and AR24TXFCAWKXEU. It is not compatible with the 2.5kW and 3.5kW RAC ODU. A MIM-R10N Interface is required for the Outdoor Unit (ODU).

# SAMSUNG

# Find your flow.

Create your perfect environment

Learn more about Samsung Climate Solutions at:  
[samsung-climatesolutions.com](https://samsung-climatesolutions.com)

Copyright © 2025 Samsung Electronics Air Conditioner Europe B.V. All rights reserved. Samsung is a registered trademark of Samsung Electronics Co., Ltd. Specifications and designs are subject to change without notice and may include preliminary information. Non-metric weights and measurements are approximate. All data was deemed correct at the time of creation. Samsung is not liable for errors or omissions. Some images may be digitally altered. All brand, product, service names and logos are trademarks and/or registered trademarks of their respective owners and are hereby recognised and acknowledged.



Samsung Electronics Co., Ltd. participates in the Eurovent Certification Programme (ECP) for Air Conditioners (AC), Variable Refrigerant Flow (VRF) and Liquid Chilling Packages Heat Pump (LCP-HP). To check the ongoing validity of certification, please visit: [www.eurovent-certification.com](https://www.eurovent-certification.com)

**Samsung Electronics Air Conditioner Europe B.V.**  
Evert van de Beekstraat 310, 1118 CX Schiphol  
P.O. Box 75810, 1118 ZZ Schiphol  
+31 (0)8 81 41 61 00  
The Netherlands